

# Nests and Collectors

Mechanical Nesting and  
Egg Collection Systems for  
Broiler Breeders



Let's grow together®



## Industry-Leading Nests Since 1924

*Recommended by Major Poultry Producers Worldwide*

- Chore-Time's Side-Belt Nests feature an automated lid-closing system, hinged egg trays and 9.5- or 12-inch (24 or 30 cm) nest holes.
- Side- and Center-Belt Nests include an open-top design with closeable lid, built-in perch, and five choices for nest pads and bottoms.
- Chore-Time's Collector Tables and Controls provide quiet, vibration-free egg flow control with variable-speed egg belt drives that are also reversible.



Count on Chore-Time for  
experience, reliability,  
performance and confidence.

# Chore-Time's Side-Belt Egg Gathering Systems

Use of Chore-Time's Side-Belt System provides these benefits:

## Easy Management

- Tops are hinged to facilitate training the hens not to roost in the nests.
- In the event of a power outage, egg tray covers are hinged for easy access for hand gathering eggs.
- Installs easily on existing 12-foot (3.7 m) or wider slats.

## Increased Egg Production

- Ventilated nest side holes for comfort.
- Dual nest bottom support rods offer improved nest stability for the hen.
- Nest sections can be installed in single, double or triple combinations, along with six passageway lengths to optimize your desired hens-per-hole ratio.
- Two nest hole widths are available, 9½ or 12 inches (24 or 30 cm), providing flexibility in matching hole size to bird size for increased bird comfort.

## Reduced Floor and Slat Eggs

- Ease of entry to the nest is provided by the natural step-up slat incorporated on the egg tray cover.
- Large open nest top allows easy entrance to the nest.
- Moving egg belt is not visible.



## Automated Lid-Closing System

- Permits scheduled operation of nest lids for cleaner nest bottoms and cleaner eggs.
- Closure kit is easy to add to new or existing Chore-Time side-belt nests.
- Winch manually or use a whole house control.
- Lid is shown open above and closed below.

## Improved Delivery and Assembly Features

- Revised nest parts packaging optimizes shipping weight and combinations of part bundles for orders.
- Redesigned nest body features common panels for less on-site sorting and faster, easier assembly.
- Fewer fasteners and hardware components for simpler and faster assembly.

## Specifications Summary (See page 3 for nest pad/bottom options) *Patented*

MODELS	Standard hole nest sections (20 holes) for Side-Belt or Center-Belt Nests Large hole nest sections (16 holes) for Side-Belt Nests only			
Nest Size (Overall)	Side-Belt Nest Section		Center-Belt Nest Section	
Length	96 inches	244 cm	96 inches	244 cm
Width	34 inches	86 cm	42 inches	107 cm
Height	24 inches	61 cm	24 inches	61 cm
Hole Size	Standard Hole (Side- or Center-Belt)		Large Hole (Side- or Center-Belt)	
Width	9.5 inches	24 cm	12 inches	30 cm
Opening (Height)	8 inches	20 cm	8 inches	20 cm
Depth	12.25 inches	31 cm	12.25 inches	31 cm



Automated Lid-Closing System

# Chore-Time's Center-Belt Nest Systems



Let's grow together®



Chore-Time® Center-Belt Nest (Lids Open)







Chore-Time® Center-Belt Nest (Lids Closed)

## Chore-Time's 8-foot (2.4 m) Center-Belt System\* builds on the success of its proven Side-Belt Model:

- Open-top nest design with closeable lid for training the hens.
  - Built-in perch provides natural step entry into the nest.
  - Eight-foot nest sections can be installed in single, double or triple arrangement with five different passageway length options.
  - Uses dual nest bottom support rods for nest stability.
  - Nest holes are available in 9½-inch (24 cm) or 12-inch (30 cm) widths.
  - Five choices for nest bottoms and pads.
- \*Center-Belt Nests share all features in common with Side-Belt Nests, except only Side-Belt Nests have hinged egg tray covers.

## Side- and Center-Belt Nest Pad/Bottom Options

Pad Type	Brown Half Finger Pad (For 9.5-Inch/24-cm or 12-Inch/30-cm Nest Hole)	Gray Half Turf Pad (For 9.5-Inch/24-cm or 12-Inch/30-cm Nest Hole)
		
Nest Bottom Style	<p>Plastic grid with grill at front to enhance debris fall-through and air circulation. Popular finger pad is soft and durable.</p> 	<p>Plastic grid and open pad combination permits dirt to fall through the nest floor, resulting in cleaner eggs and improved hatchability.</p> 

All nest pad/bottom combinations are available for either 16- or 20-hole nest configurations.

## Collection Tables and Controls

### Chore-Time® Clean Sweep Side- and Center-Belt Tables

- Adjustable belt speed up to 45 feet per minute (13.7 meters per minute) 110/240 VAC 50/60 Hz.
- DC gear motor and electronic control offer quiet, vibration-free operation.
- Table construction provides working deck elevation adjustable from 24- to 42-inch (61- to 107-cm) height. Table also includes strong, durable leveling feet.
- Self-adjusting belt tensioning system maintains consistent belt travel as belt extends with age.
- Simple belt direction reversal for egg belt service.
- Large litter pans collect dirt and debris at the drive rollers. Pans are easily removed and cleaned.
- Plastic tabletop decks are easily removed and cleaned. Deck removal provides easy service access to drive system.



Clean Sweep Side-Belt  
Collector Table

- Suspension points and hardware included for table winching.
- Side-belt table comes standard with two side shelves and one upper deck shelf. An optional add-on front shelf is also available. Side and front shelves are supplied with turf pads.
- Center-belt table comes standard with one upper deck shelf for egg flat placement.



Clean Sweep Center-Belt  
Collector Table



Belt direction (forward and reverse) can be changed easily on the bottom of the control. Drive control housing is moisture resistant.



Egg flow to the table is controlled by a run/pause toggle switch and a belt speed adjustment knob.



Let's grow together®

[www.choretime.com](http://www.choretime.com)

Chore-Time is a division of CTB, Inc.  
A Berkshire Hathaway Company

Find your authorized independent distributor at [choretime.com/distributor](http://choretime.com/distributor)

**Chore-Time**  
Milford, Indiana USA  
[info@choretime.com](mailto:info@choretime.com)

**Chore-Time Europe Sp. z o.o.**  
Strykowo, Poland  
[info@choretime.pl](mailto:info@choretime.pl)

**Chore-Time Europe B.V.**  
Panningen, Netherlands  
[info@choretime.nl](mailto:info@choretime.nl)

**Chore-Time Ede B.V.**  
Ede, Netherlands  
[info@choretime.nl](mailto:info@choretime.nl)